

# RENAISSANCE

8000 Window Series By Lang Window Products, Inc.



**MANUFACTURING**

**Since 1953**

**AND INNOVATION**

**Takes You Back To The  
Renaissance Days**



# Special Features

**Welded Sash and Masterframe**  
fusion welded to assure optimum strength

**3-Step Multi-Chamber Frame & Sash Construction**  
assures strength and integrity to the operating portion of the window

**Multi-point locking mechanism**  
uses only one handle to lock or unlock entire window. Always a minimum of 2

**Flap Seal**

**Extruded Bulb Seal**  
ensures against air-infiltration

**Heavy Duty 1/2" X 1/2" Glazing Bead**  
has a soft dual durometer flexible rubber for a tight fit against the glass

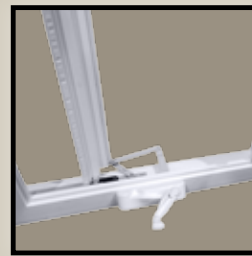


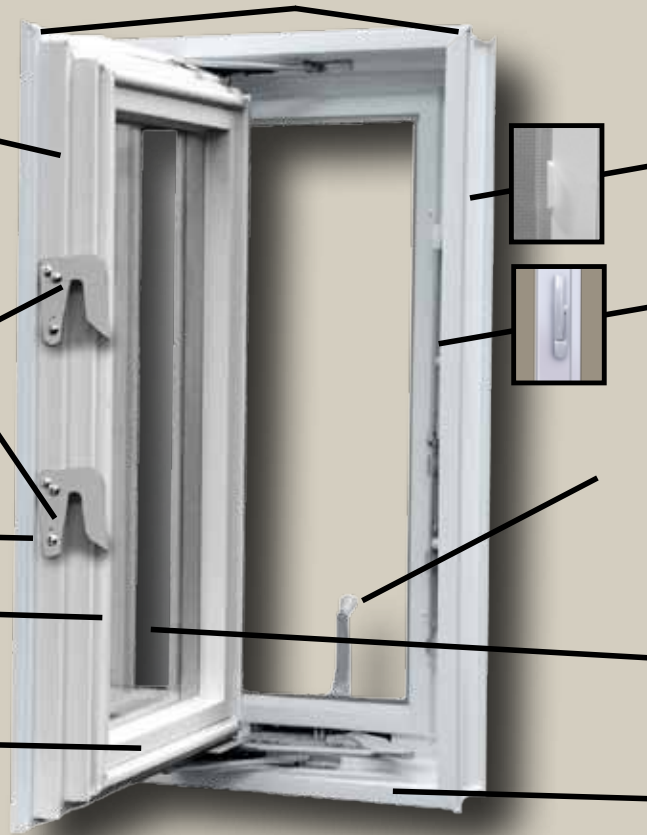
**Heavy Duty Screen Frame**  
with new slim latch design

**Heavy duty multi-point locking mechanism**  
locks in several different places using one lock

**Sleek But Strong Collapsible Casement Handle**

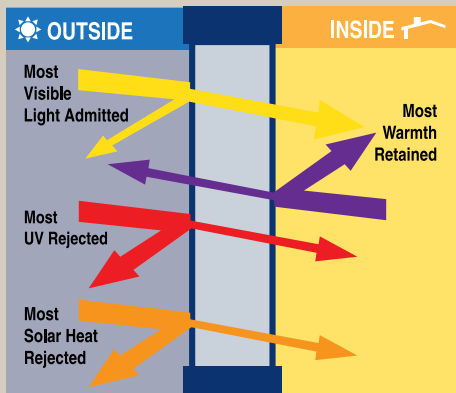
**7/8" Thick Insulated Glass**  
With warm edge technology

**True Sloped Sill**  
permits water run-off



## Glass Options:

- |                  |                 |             |                  |                    |                          |
|------------------|-----------------|-------------|------------------|--------------------|--------------------------|
| <b>CleanFree</b> | <b>Tempered</b> | <b>LowE</b> | <b>Enhanced</b>  | <b>Krypton Gas</b> | <b>Triple Glaze</b>      |
| <b>Laminated</b> | <b>Frosted</b>  | <b>R5</b>   | <b>Argon Gas</b> | <b>Tinted</b>      | <b>Silence is Golden</b> |



## 30/30 Enhanced LowE Glass Works

According to U.S. Government estimates, an average household spends more than 40% of its annual energy budget on heating and cooling. That is why the Renaissance Window Series combined with the *optional* Enhanced LowE and Argon glass package will keep indoor temperatures comfortable regardless of the outside elements. All windows with the Enhanced LowE and Argon package will come with packaging labels U Factor .30 and SHGC .30 or under.

\*Image to the left provided by Guardian Glass Co. shows how LowE Glass works

All Lang Exterior products, styles, ratings, and pricing are subject to change without notice.



# We Manufacture The Products We Sell



## Renaissance Casement Window Collection

Casements are the most popular window style on the market, and our Renaissance Casement Windows are unique and in a class of their own. Renaissance Casement Windows have many valuable features. The fusion-welded sash and frame corners provide leak-free performance and durability. For added tightness and security, our multi-point locking mechanism utilizes one lock to secure the window locks in several places. The advanced weather stripping and exterior sash seal combined make our casements weather tight.

What separates the Renaissance Casement Window from all others is the extra heavy duty main frame and sash. The wall thickness on the Renaissance window is 0.08"; one of the thickest vinyl frames in the industry. This allows us to have a structural bond when processing the vinyl in a 480°F heat welded, compression fused fabrication process. Our 2 1/4" thick, three step sash, holds a 7/8" insulated glass unit with Warm Edge Technology. Other companies can't support the weight of a thicker glass unit, they must use much thinner glass units which will not give you the best insulated window.

By utilizing the Maxim™ hardware by Truth™, our Renaissance windows open a full 90° for maximum air flow and easy cleaning from inside your home. Our Warm Edge Technology allows us to ensure a complete seal. A seal is utilized while sealing the two pieces of glass to the spacer allowing the maximum life span of a sealed glass unit to prevent fogging. The seal allows for expansion and contraction as the temperature of its environment changes which allows it to remain stable and provide the maximum amount of flexibility.

## 42 Color Combinations To Choose From

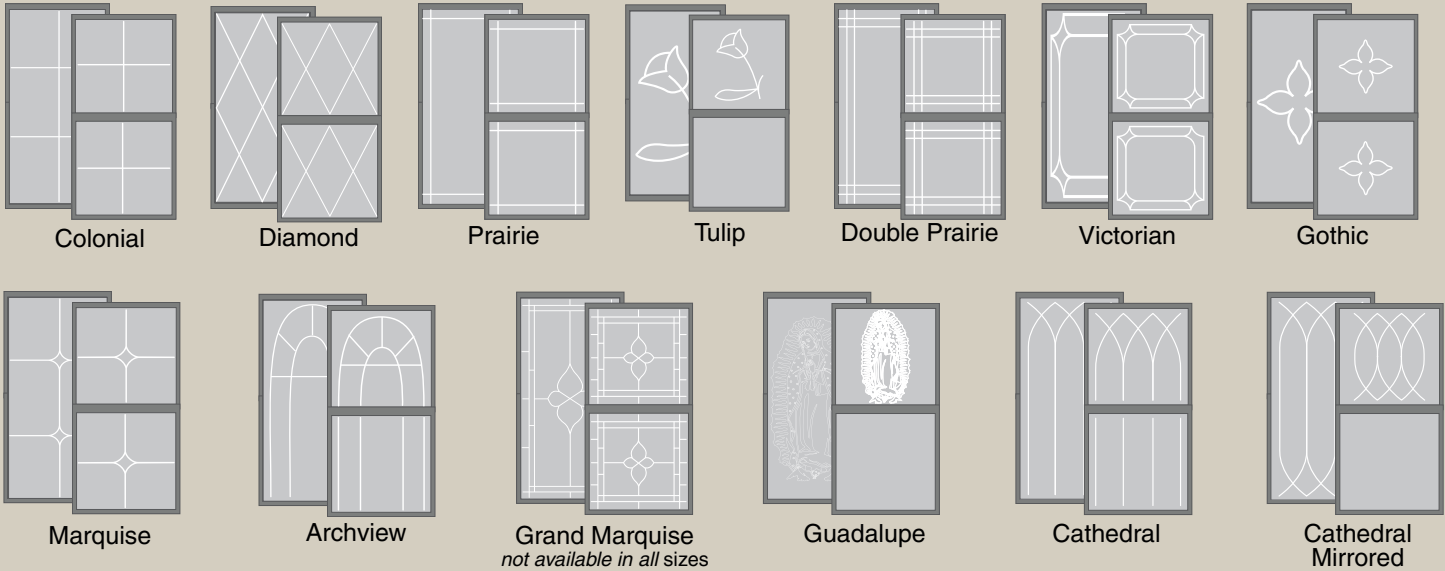
### Interior Woodgrain And Solid Color Option Chart

	Light Oak	Dark Oak	Cherry	Bleached Oak	Bengal White	Stainable Oak	Stainable Pine	White	Beige	Cocoa Brown	Clay	Bronze	Black
White													
Beige													
Cocoa Brown													
Clay													
Bronze													
Black													
Green													

One Of The Only Manufacturers To Offer Green! Woodgrains and colors are digital reproductions and may not be 100% accurate.

# V-Groove Glass

a process that carves into the glass for a 3 dimensional design



Colonial

Diamond

Prairie

Tulip

Double Prairie

Victorian

Gothic

Marquise

Archview

Grand Marquise  
*not available in all sizes*

Guadalupe

Cathedral

Cathedral  
Mirrored

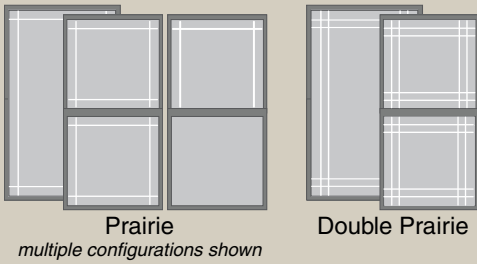
## Grid Options

grids are between the glass for easy cleaning

*Custom V-Groove Available/Size of window  
dictates pattern of V-Groove and grids.*

### Flat or Contour

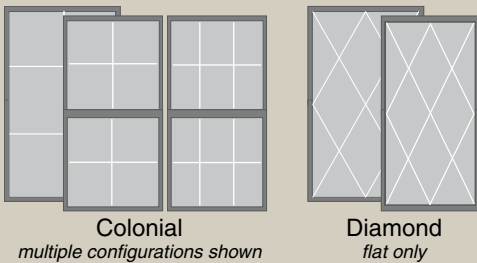
### Brass or Nickel



Prairie

*multiple configurations shown*

Double Prairie

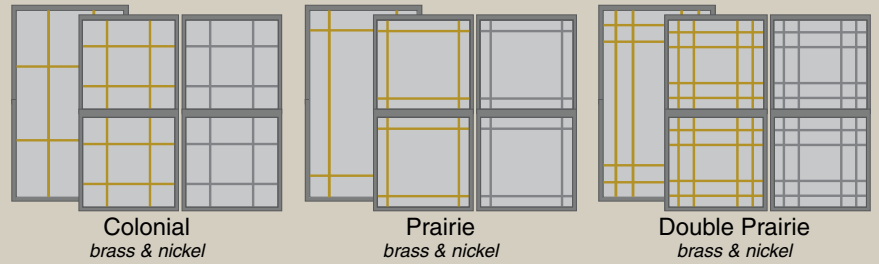


Colonial

*multiple configurations shown*

Diamond

*flat only*



Colonial

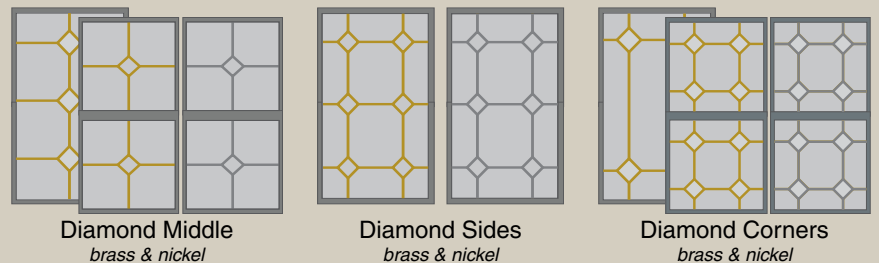
*brass & nickel*

Prairie

*brass & nickel*

Double Prairie

*brass & nickel*



Diamond Middle

*brass & nickel*

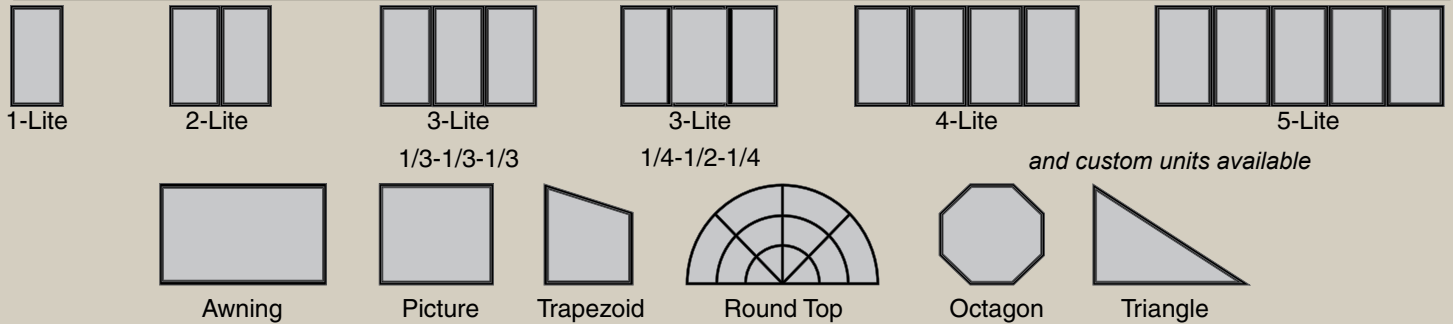
Diamond Sides

*brass & nickel*

Diamond Corners

*brass & nickel*

## Experience the Renaissance Collection



1-Lite

2-Lite

3-Lite

*1/3-1/3-1/3*

3-Lite

*1/4-1/2-1/4*

4-Lite

*and custom units available*

5-Lite

Awning

Picture

Trapezoid

Round Top

Octagon

Triangle

### Southside Location Order/Pickup/Showroom

2323 West 59th Street  
Chicago, Illinois 60636  
773-737-4500



www.LangExterior.com



### Northside Location Order/Pickup/Showroom

2529 North Pulaski Road  
Chicago, Illinois 60639  
773-772-6800